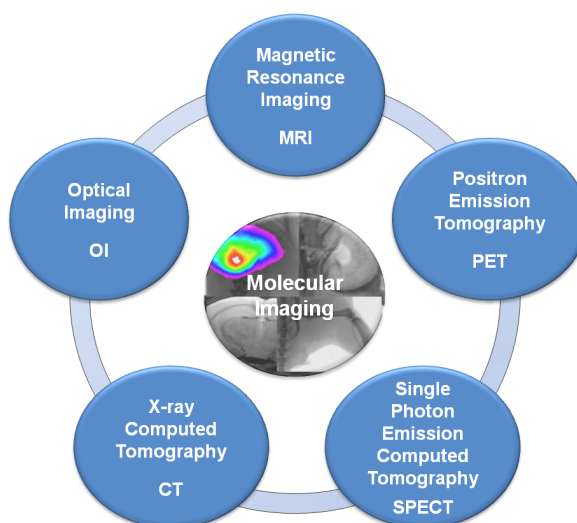
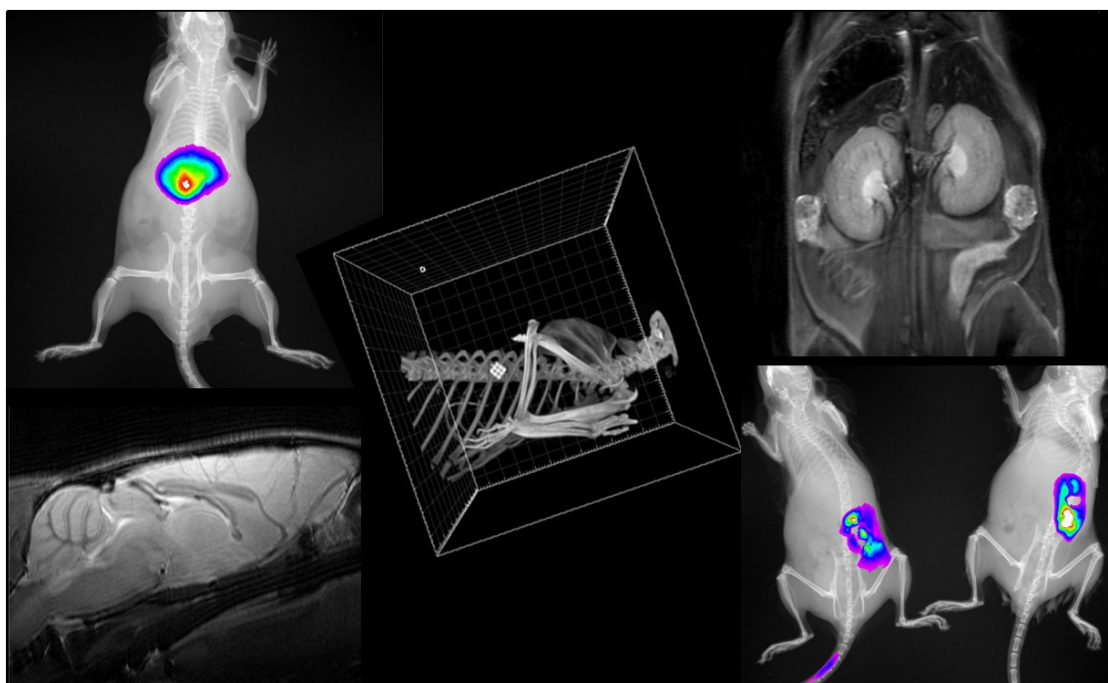


The Andalusian Centre for Nanomedicine and Biotechnology, **Bionand**, in collaboration with the company **BRUKER**, is pleased to invite you to the:

2nd Workshop in Multimodal Preclinical Imaging

November 23-25, 2015



PROGRAM

Monday, November 23rd

11:00 - 11:30

Registration

OPTICAL IMAGING

11:30 - 12:30

Basic Principles

John R. Pearson, Nanolmaging Unit, Centro Andaluz de Nanomedicina y Biotecnología - BIONAND, Málaga

12:30 - 14:00

Advanced Optical Imaging

Jens Waldeck, Bruker BioSpin Molecular Imaging, Germany

14:00 - 16:00

LUNCH

16:00 - 19:00

HANDS-ON TRAINING

Group A: Optical Imaging - Jens Waldeck

Group B: MRI - Pilar López Larrubia y María L. García Martín

Tuesday, November 24th

MAGNETIC RESONANCE IMAGING I

09:00 - 10:00

Basic Principles

Silvia Lope Piedrafita, ¹Servei de RMN, Universitat Autònoma de Barcelona, Cerdanyola del Vallès; ²Centro de Investigación Biomédica en Red en Bioingeniería, Biomateriales y Nanomedicina (CIBER-BBN)

10:00 - 11:00

Relaxometry and Contrast Agents

Pedro Ramos Cabrer, Unidad de Imagen Molecular, CIC biomaGUNE, Donostia-San Sebastián

11:00 - 11:30

COFFEE BREAK

MAGNETIC RESONANCE IMAGING II

11:30 - 12:30

Diffusion and Perfusion Imaging

Pilar López Larrubia, Instituto de Investigaciones Biomédicas "Alberto Sols", Consejo Superior de Investigaciones Científicas - Universidad Autónoma de Madrid, Madrid

12:30 - 13:30

Functional MRI (fMRI)

Santiago Canals Gamoneda, Laboratorio de Plasticidad de los Circuitos Neuronales, Instituto de Neurociencias, Consejo Superior de Investigaciones Científicas - Universidad Miguel Hernández, Alicante

13:30 - 14:30

Localized Spectroscopy

María Luisa García Martín, Centro Andaluz de Nanomedicina y Biotecnología - BIONAND, Málaga

PROGRAM

Tuesday, 24th (cont.)

14:30 - 16:00

LUNCH

16:00 - 19:00

HANDS-ON TRAINING

Group A: MRI - Pilar López Larrubia y María L. García Martín

Group B: CT - Oncovision

Wednesday, 25th

COMPUTED TOMOGRAPHY - CT

09:00 - 10:00

Basic Principles

Nuria Roé Vellvé, Molecular Imaging Unit, Centro de Investigaciones Médico Sanitarias (CIMES), Málaga

10:00 - 11:00

***micro*-CT**

Bruker *micro*CT, Belgium

11:00 - 11:30

COFFEE BREAK

NUCLEAR IMAGING PET/SPECT

11:30 - 12:30

Basic Principles and Preclinical Applications

Mercedes Delgado Wallace, CAI Cartografía Cerebral, Universidad Complutense de Madrid

MULTIMODAL IMAGING

12:30 - 14:00

Image Coregistration and Preclinical Applications

Carlos Correcher, ONCOVISION GEM IMAGING, Valencia

14:30 - 16:00

LUNCH

16:00 - 19:00

HANDS-ON TRAINING

Group A: CT - Oncovision

Group B: Optical Imaging - John R. Pearson

19:00

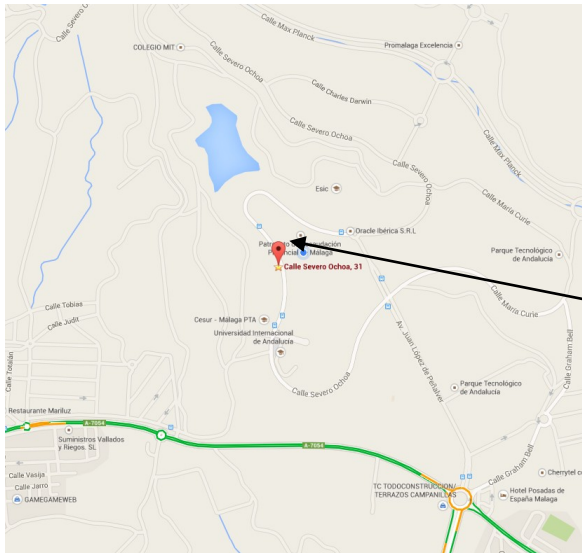
CLOSING REMARKS AND FAREWELL

Registration and Venue Information

DEADLINES		REGISTRATION FEE	
		Lectures + Hands-on Training	Lectures only
Pre-Registration	July 31 st , 2015	350 € (*) (3 hours/technique)	100 €
Registration	October 15 th , 2015		

Pre-registration is required as seats are limited. Once your registration has been confirmed via email, you can proceed with fee payment. Please contact Ana Blanco (see below) for more information.

() Coffee breaks, lunches and gala dinner are included in the registration fee.*



Registration/Information:

ana.blanco@bruker.com

Location:

<https://goo.gl/maps/hMivi>

Bionand
 Parque Tecnológico de Andalucía
 C/ Severo Ochoa, 35
 29590 Campanillas Málaga
 ☎ 952 367 604

Registration fee Grants

The following grants will be available to cover the registration fee:

- 5 grants for “Lectures only”
- 2 grants for “Lectures + hands-on training”

If you want to apply for one of these grants, please indicate so in the Pre-Registration e-mail.